

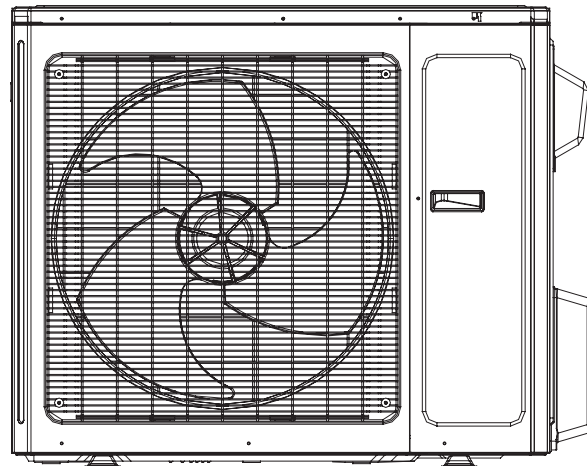



TRANE®

22-1927-1F-EN

Product Data

**Split System (R-410A)
38 Series, Inverter System
9,000 to 24,000 BTU/Hr**



**Single Split
Heat Pump**

**Indoor Unit
4MXW38**

**Outdoor Unit
4TXK38**

It's Hard to Stop a Trane.

Split System (R-410A, 60Hz) 38 Series, Inverter System – 9,000 to 24,000 BTU/Hr

Whatever their specific heating and cooling needs, people trust Trane to provide reliable efficient solutions. Trane Ductless Systems allow you to create a comfortable indoor environment in spaces where adding ductwork might be impractical or too expensive, or not as efficient as a ductless option.

Retrofit a house that doesn't have a ducted system or where the central system is already at capacity. Bring efficient, economical comfort to new room additions. Provide spot heating and cooling that operates independently of the central system. Utilize ductless efficiency for new construction projects where ductless systems make more sense than a traditional ducted system.

Easy to install Trane Ductless Systems offer flexibility in design and provide efficiency and economy with two simple components - an outdoor unit and one or more stylish, low profile, indoor units. All built with Trane's legendary reliability and innovative thinking.

Introducing the New TRANE Ductless Family



4MXW38 High Efficiency Indoor Unit

Quiet Design

Specially designed air vent efficiently reduces operation noise, as low as 19 dB.

Turbo Function/Fan Speed

High speed operation quickly reaches desired temperature. Seven fan speeds from Quiet to Turbo maximize your comfort experience.

Sleep Mode Function

Temperature rises/falls automatically to maintain room comfort and save energy while you sleep.

Auto Clean/Triple Filtration

Fan runs when unit is stopped to reduce moisture and inhibit the development of bacteria, and the triple filtration further cleans the air that you breathe.

Anti-Cold Design

To prevent blowing cold air directly to the room, air is pre-heated during heating operation.

Timer

Operate the unit automatically only when you want by setting the timer.

Outdoor Unit

Energy Efficiency

Quickly reach the desired temperature without sacrificing your electricity bills with our higher EER/COP levels.

Robust Grille

Prevent damage without impacting airflow with our strong, hot-dip galvanized steel grille.

Intelligent Defrost

Auto defrosting is implemented if necessary. It improves the system's heating efficiency and helps you save power. (Standard on all heat pump models.)

Blue Fin

Increase durability and ensure continued efficiency with our special anti-corrosion coil treatment. (Standard on all heat pump models.)

Twin Rotary DC Compressor

Provides better balance and higher efficiency.

Compressor Protection

Compressor stops or delays operation when there is mode conflict.

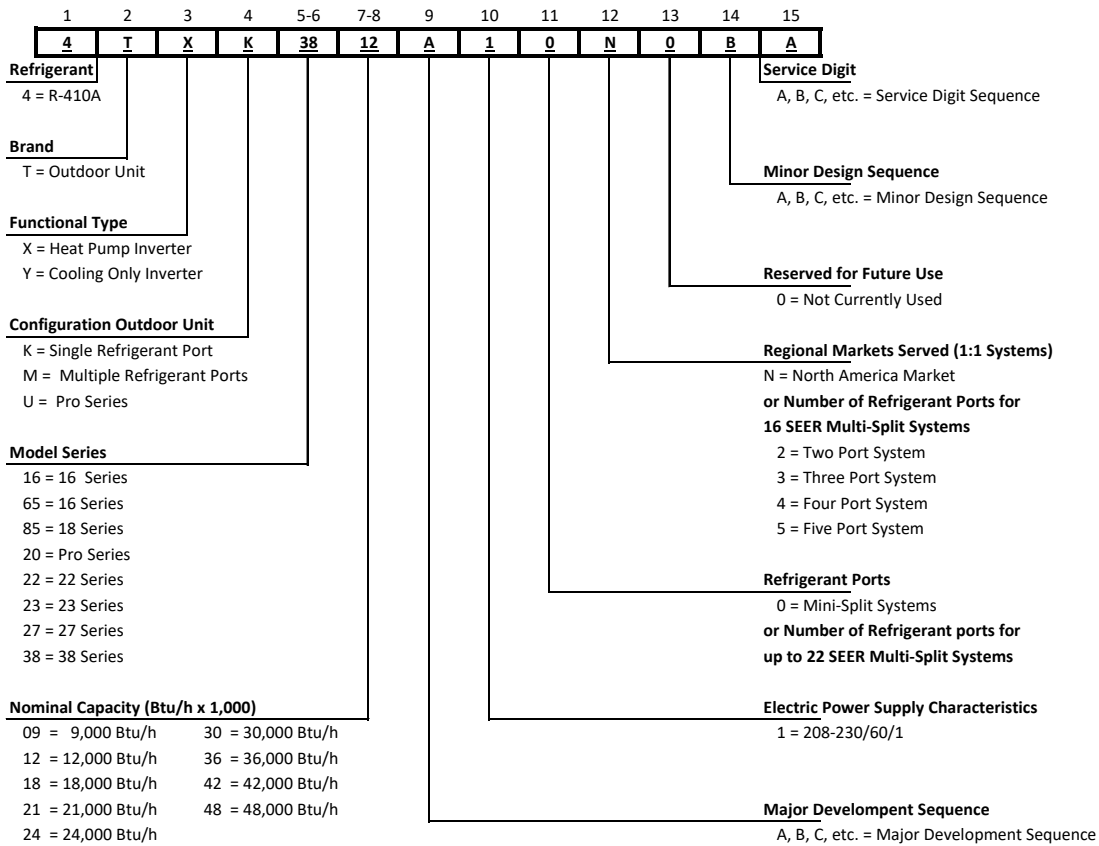


4TXK38 Outdoor Unit

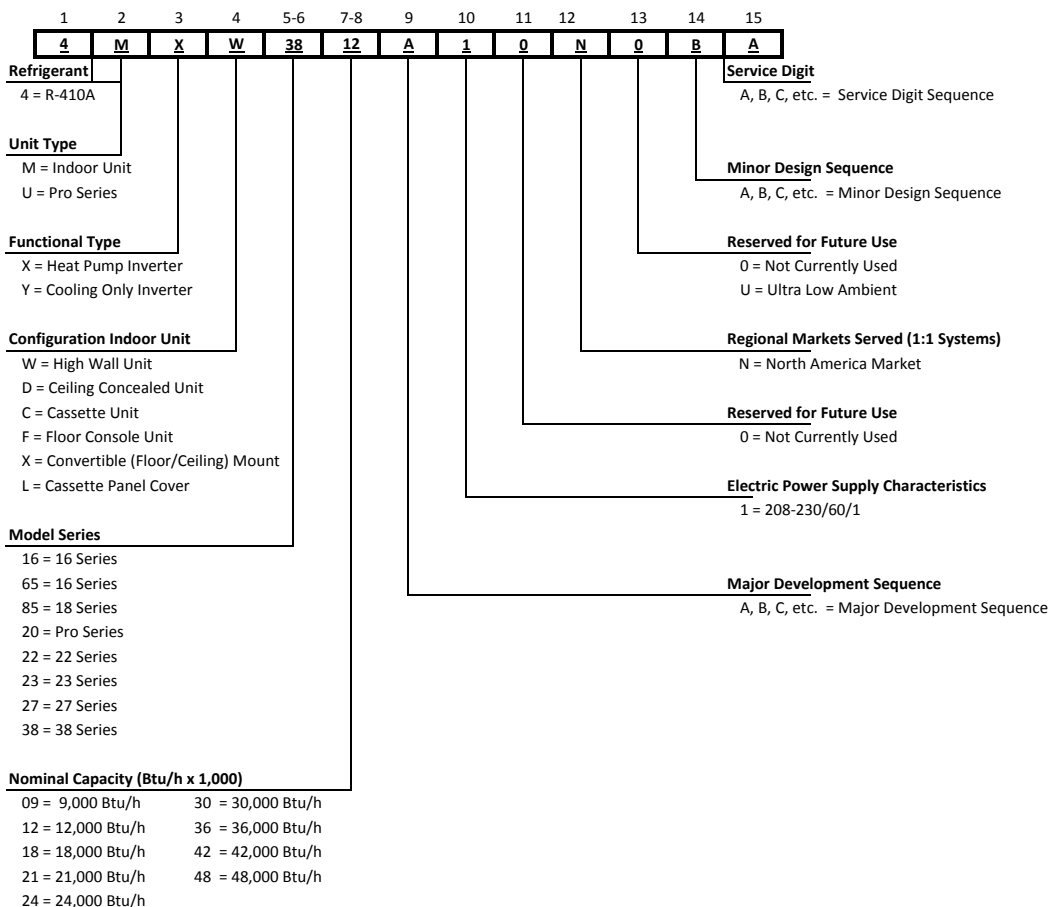
Contents

Model Nomenclature	4
<hr/>	
Optional Equipment	5
<hr/>	
General Data	6–9
<hr/>	
Performance Data	10–13
<hr/>	
Mechanical Specifications	14
<hr/>	

OUTDOOR UNIT MODEL NOMENCLATURE



INDOOR UNIT MODEL NOMENCLATURE



Optional Equipment

Optional outdoor unit accessories

Model Number	Description	4TXK38 Mini-split HP 38 Series
TAYREFLN560	Lineset Kit 1/4x1/2 - 25'	✓
TAYREFLN565	Lineset Kit 1/4x1/2 - 35'	✓
TAYREFLN570	Lineset Kit 1/4x1/2 - 50'	✓
TAYREFLN575	Lineset Kit 1/4x1/2 - 100'	✓
TAYREFLN155	Lineset Kit 1/4x5/8 - 25'	✓
TAYREFLN160	Lineset Kit 1/4x5/8 - 35'	✓
TAYREFLN165	Lineset Kit 1/4x5/8 - 50'	✓
TAYREFLN170	Lineset Kit 1/4x5/8 - 100'	✓

Optional indoor unit accessories

Model Number	Description	4TXW38 Mini-split Indoor 38 Series
BAYFTHW02P2A	Active Carbon & Catechin filter 38 SEER units	✓
TREMOTE2AHANDAA	Wireless Controller	✓
TREWIRE1AHANDAA	Wired Controller	✓
TREPROG1AHANDAA	Programmable Controller	✓

Air Throw for High Wall		
Max Horizontal Distance		
Unit: ft. (m)		
Model	Cooling Mode	Heating Mode
4MXW3809	31.2 (9.5)	31.2 (9.5)
4MXW3812		
4MXW3818		
4MXW3824		

General Data

MODEL – Heat Pump Only

4MXW3809B10N / 4TXK3809B10N

	Cooling	Heating
RATED Volts/PH	208 / 230 / 1	
Frequency (Hz)	60Hz	
Rated Cooling / Heating Capacity (Btu/h):	9000	9000
Minimum Cooling Capacity (@95°F) (Btu/h): ②	1500	-
Maximum Cooling Capacity (@95°F) (Btu/h): ②	12900	-
Minimum Heating Capacity (@47°F) (Btu/h): ②	-	2300
Maximum Heating Capacity (@47°F) (Btu/h): ②	-	13600
Maximum Heating Capacity (@17°F) (Btu/h): ②	-	5600
Total Capacity (W) (High/Standard/Low):	3780 / 2610 / 450	3990 / 2610 / 690
Nominal Power Input (W)	540	590
Nominal Input Current (A)	3.0	3.15
SEER / HSPF	38.0	15.0
EER / COP (Btu/h)/W	16.5	4.8
Air Flow Volume (CFM) (TURBO/MH/H//M/ML/L/QUIET)	420/380/350/320/300/240/210	
Dehumidifying Volume (pt./h)	1.7	

Indoor Unit

4MXW3809B10N

Fan Motor Speed (r/min) (TURBO/MH/H//M/ML/L/QUIET)	1200/1100/1030/960/890/820/750/500	1300/1200/1120/1040/960/880/800
Fan Motor RLA(A)	0.09	
Evaporator	Aluminum Fin-Copper Tube	
Pipe Diameter (inch)	0.28	
Rows - Fin Gap (inch)	2.0 - 0.06	
Coil length (L) x depth (D) x coil width (W) (inch)	28.1 x 1.0 x 12.0	
Output of Swing Motor (W)	1.5/2.5	
Fuse (A)	3.15	
Sound PRESSURE Level dB (A)(TURBO/MH/H//M/ML/L/QUIET) ①	44/40/38/36/33/31/19	
Uncrated Dimension (W/H/D) (inch)	39.2 x 11.9 x 8.9	
Crated Dimension of Package (L/W/H) (inch)	41.7 x 18.9 x 12.7	
Net Weight /Gross Weight (lbs)	29.8 / 36.4	

Outdoor Unit

4TXK3809B10N

Compressor Type	Rotary	
Compressor Oil Type	FV50S (PVE Oil)	
L.R.A. (A)	35	
Compressor RLA(A)	6.9	
Compressor Power Input(W)	1070	
Throttling Method	EEV	
Working Temp Range (°F)	0 ~ 129	-22 ~ 75
Condenser	Aluminum Fin-Copper Tube	
Pipe Diameter (inch)	0.28	
Rows - Fin Gap (inch)	2.0 - 0.06	
Coil length (L) x depth (D) x coil width (W) (inch)	30.0 x 2.2 x 21.7	
Fan Motor Speed (rpm)	800	
Output of Fan Motor (W)	30	
Fan Motor RLA (A)	0.24	
Air Flow Volume of Outdoor Unit (CFM)	1410	
Fan Diameter (inch)	17.2	
Defrosting Method	Automatic Defrosting	
Sound PRESSURE Level dB (A)①	53	
Uncrated Dimension (W/H/D) (inch)	35.4 x 23.5 x 14.9	
Crated Dimension of Package (L/W/H) (inch)	37.3 x 16.5 x 25.4	
Net Weight /Gross Weight (lbs)	99.2 / 105.8	
Refrigerant Charge (oz)	46	
MCA	9	
MOP	15	

Connection Pipe

Gas additional charge(oz/ft)	0.2
Outer Diameter Liquid Pipe (inch)	1/4
Outer Diameter Gas Pipe (inch)	1/2
Max Height Distance (ft)	50
Max Length Distance (ft)	100

① Sound PRESSURE Level @ 3.3 ft. dB(A)

② Capacities based on fixed compressor speed AHRI validation testing

General Data

MODEL – Heat Pump Only

4MXW3812A10N / 4TXK3812A10N

	Cooling	Heating
RATED Volts/PH	208 / 230 / 1	
Frequency (Hz)	60Hz	
Rated Cooling / Heating Capacity (Btu/h):	12000	12200
Minimum Cooling Capacity (@95°F) (Btu/h): ②	2900	-
Maximum Cooling Capacity (@95°F) (Btu/h): ②	15300	-
Minimum Heating Capacity (@47°F) (Btu/h): ②	-	3000
Maximum Heating Capacity (@47°F) (Btu/h): ②	-	18700
Maximum Heating Capacity (@17°F) (Btu/h): ②	-	8100
Total Capacity (W) (High/Standard/Low):	4500 / 3510 / 840	5490 / 3570 / 900
Nominal Power Input (W)	788	940
Nominal Input Current (A)	3.9	5.3
SEER / HSPF	30.5	14.0
EER / COP (Btu/h)/W	15.25	3.8
Air Flow Volume (CFM) (TURBO/MH/H//M/ML/L/QUIET)	500/470/440/350/320/270/240	
Dehumidifying Volume (pt./h)	3.0	

Indoor Unit

4MXW3812A10N

Fan Motor Speed (r/min) (TURBO/MH/H//M/ML/L/QUIET)	1400/1300/1200/1100/1000/900/800/550	1400/1270/1200/1130/1050/980/900
Fan Motor RLA(A)	0.09	
Evaporator	Aluminum Fin-Copper Tube	
Pipe Diameter (inch)	0.28	
Rows - Fin Gap (inch)	2.0 - 0.06	
Coil length (L) x depth (D) x coil width (W) (inch)	28.1 x 1.0 x 12.0	
Output of Swing Motor (W)	1.5/2.5	
Fuse (A)	3.15	
Sound PRESSURE Level dB (A)(TURBO/MH/H//M/ML/L/QUIET) ①	49/46/43/40/37/34/22	
Uncrated Dimension (W/H/D) (inch)	39.2 x 11.9 x 8.9	
Crated Dimension of Package (L/W/H) (inch)	41.7 x 18.9 x 12.7	
Net Weight /Gross Weight (lbs)	29.8 / 36.4	

Outdoor Unit

4TXK3812A10N

Compressor Type	Rotary	
Compressor Oil Type	FV50S (PVE Oil)	
L.R.A. (A)	35	
Compressor RLA(A)	6.9	
Compressor Power Input(W)	1070	
Throttling Method	EEV	
Working Temp Range (°F)	0 ~ 129	-22 ~ 75
Condenser	Aluminum Fin-Copper Tube	
Pipe Diameter (inch)	0.28	
Rows - Fin Gap (inch)	2 - 0.06	
Coil length (L) x depth (D) x coil width (W) (inch)	30.0 x 2.2 x 21.7	
Fan Motor Speed (rpm)	850	
Output of Fan Motor (W)	30	
Fan Motor RLA (A)	0.24	
Air Flow Volume of Outdoor Unit (CFM)	1410	
Fan Diameter (inch)	17.2	
Defrosting Method	Automatic Defrosting	
Sound PRESSURE Level dB (A)①	53	
Uncrated Dimension (W/H/D) (inch)	35.4 x 23.5 x 14.9	
Crated Dimension of Package (L/W/H) (inch)	37.3 x 16.5 x 25.4	
Net Weight /Gross Weight (lbs)	99.2 / 105.8	
Refrigerant Charge (oz)	49	
MCA	9	
MOP	15	

Connection Pipe

Gas additional charge(oz/ft)	0.2
Outer Diameter Liquid Pipe (inch)	1/4
Outer Diameter Gas Pipe (inch)	1/2
Max Height Distance (ft)	50
Max Length Distance (ft)	100

① Sound PRESSURE Level @ 3.3 ft. dB(A)

② Capacities based on fixed compressor speed AHRI validation testing

General Data

MODEL – Heat Pump Only	4MXW3818A10N / 4TXK3818A10N	
	Cooling	Heating
RATED Volts/PH	208 / 230 / 1	
Frequency (Hz)	60Hz	
Rated Cooling / Heating Capacity (Btu/h):	18000	18000
Minimum Cooling Capacity (@95°F) (Btu/h): ②	4400	-
Maximum Cooling Capacity (@95°F) (Btu/h): ②	21400	-
Minimum Heating Capacity (@47°F) (Btu/h): ②	-	3700
Maximum Heating Capacity (@47°F) (Btu/h): ②	-	24400
Maximum Heating Capacity (@17°F) (Btu/h): ②	-	14200
Total Capacity (W) (High/Standard/Low):	6300 / 5250 / 1290	7200 / 5250 / 1080
Nominal Power Input (W)	1330	1500
Nominal Input Current (A)	5.7	6.2
SEER / HSPF	24.5	12.0
EER / COP (Btu/h)/W	13.5	3.5
Air Flow Volume (CFM) (TURBO/MH/H//M/ML/L/QUIET)	740/680/620/560/500/460/350	
Dehumidifying Volume (pt./h)	3.8	

Indoor Unit	4MXW3818A10N	
Fan Motor Speed (r/min) (TURBO/MH/H//M/ML/L/QUIET)	1400/1300/1200/1100/1000/850/600	1400/1250/1100/1000/1050/900/850
Fan Motor RLA(A)	0.24	
Evaporator	Aluminum Fin-Copper Tube	
Pipe Diameter (inch)	0.28	
Rows - Fin Gap (inch)	2.0 - 0.06	
Coil length (L) x depth (D) x coil width (W) (inch)	33.3 x 1.0 x 13.5	
Output of Swing Motor (W)	1.5/2.5	
Fuse (A)	3.15	
Sound PRESSURE Level dB (A)(TURBO/MH/H//M/ML/L/QUIET) ①	51/48/45/42/39/36/34	
Uncrated Dimension (W/H/D) (inch)	43.3 x 12.9 x 9.8	
Crated Dimension of Package (L/W/H) (inch)	45.9 x 15.9 x 13.9	
Net Weight /Gross Weight (lbs)	36.4 / 44.1	

Outdoor Unit	4TXK3818A10N	
Compressor Type	Rotary	
Compressor Oil Type	RB68EP (POE Oil)	
L.R.A. (A)	30	
Compressor RLA(A)	15.5	
Compressor Power Input(W)	2443	
Throttling Method	EEV	
Working Temp Range (°F)	0 ~ 129	-22 ~ 75
Condenser	Aluminum Fin-Copper Tube	
Pipe Diameter (inch)	0.28	
Rows - Fin Gap (inch)	2.0 - 0.06	
Coil length (L) x depth (D) x coil width (W) (inch)	37.2 x 1.5 x 29.4	
Fan Motor Speed (rpm)	820	
Output of Fan Motor (W)	90	
Fan Motor RLA (A)	0.65	
Air Flow Volume of Outdoor Unit (CFM)	2360	
Fan Diameter (inch)	21.7	
Defrosting Method	Automatic Defrosting	
Sound PRESSURE Level dB (A)①	59	
Uncrated Dimension (W/H/D) (inch)	39.4 x 31.1 x 16.8	
Crated Dimension of Package (L/W/H) (inch)	42.6 x 19.2 x 33.7	
Net Weight /Gross Weight (lbs)	141.1 / 152.1	
Refrigerant Charge (oz)	70.6	
MCA	22	
MOP	30	

Connection Pipe	
Gas additional charge(oz/ft)	0.5
Outer Diameter Liquid Pipe (inch)	1/4
Outer Diameter Gas Pipe (inch)	5/8
Max Height Distance (ft)	50
Max Length Distance (ft)	100

① Sound PRESSURE Level @ 3.3 ft. dB(A)

② Capacities based on fixed compressor speed AHRI validation testing

General Data

MODEL – Heat Pump Only

4MXW3824A10N / 4TXK3824A10N

	Cooling	Heating
RATED Volts/PH	208 / 230 / 1	
Frequency (Hz)	60Hz	
Rated Cooling / Heating Capacity (Btu/h):	22000	24000
Minimum Cooling Capacity (@95°F) (Btu/h): ②	6800	-
Maximum Cooling Capacity (@95°F) (Btu/h): ②	30600	-
Minimum Heating Capacity (@47°F) (Btu/h): ②	-	6800
Maximum Heating Capacity (@47°F) (Btu/h): ②	-	32400
Maximum Heating Capacity (@17°F) (Btu/h): ②	-	15500
Total Capacity (W) (High/Standard/Low):	9000 / 6420 / 1980	9480 / 6960 / 1980
Nominal Power Input (W)	1700	2000
Nominal Input Current (A)	7.54	9.37
SEER / HSPF	21.5	12.0
EER / COP (Btu/h)/W	13.0	3.5
Air Flow Volume (CFM) (TURBO/MH/H//M/ML/L/QUIET)	830/770/720/650/590/500/380	
Dehumidifying Volume (pt./h)	4.2	

Indoor Unit

4MXW3824A10N

Fan Motor Speed (r/min) (TURBO/MH/H//M/ML/L/QUIET)	1500/1300/1100/1000/900/850/800	1500/1300/1100/1050/1000/900/850
Fan Motor RLA(A)	0.38	
Evaporator	Aluminum Fin-Copper Tube	
Pipe Diameter (inch)	0.28	
Rows - Fin Gap (inch)	2 - 0.06	
Coil length (L) x depth (D) x coil width (W) (inch)	33.3 x 1.0 x 13.5	
Output of Swing Motor (W)	1.5/2.5	
Fuse (A)	3.15	
Sound PRESSURE Level dB (A)(TURBO/MH/H//M/ML/L/QUIET) ①	52/48/46/44/42/40/37	
Uncrated Dimension (W/H/D) (inch)	43.3 x 12.9 x 9.8	
Crated Dimension of Package (L/W/H) (inch)	45.9 x 15.9 x 13.9	
Net Weight /Gross Weight (lbs)	36.4 / 44.1	

Outdoor Unit

4TXK3824A10N

Compressor Type	Rotary	
Compressor Oil Type	RB68EP (POE Oil)	
L.R.A. (A)	30.0	
Compressor RLA(A)	16.0	
Compressor Power Input(W)	2443	
Throttling Method	EEV	
Working Temp Range (°F)	0 ~ 129	-22 ~ 75
Condenser	Aluminum Fin-Copper Tube	
Pipe Diameter (inch)	0.28	
Rows - Fin Gap (inch)	2.0 - 0.06	
Coil length (L) x depth (D) x coil width (W) (inch)	37.8 x 3.4 x 29.4	
Fan Motor Speed (rpm)	820	
Output of Fan Motor (W)	90	
Fan Motor RLA (A)	0.65	
Air Flow Volume of Outdoor Unit (CFM)	2360	
Fan Diameter (inch)	21.7	
Defrosting Method	Automatic Defrosting	
Sound PRESSURE Level dB (A)①	59	
Uncrated Dimension (W/H/D) (inch)	39.4 x 31.1 x 16.8	
Crated Dimension of Package (L/W/H) (inch)	42.6 x 19.2 x 33.7	
Net Weight /Gross Weight (lbs)	147.7 / 152.1	
Refrigerant Charge (oz)	81	
MCA	22	
MOP	35	

Connection Pipe

Gas additional charge(oz/ft)	0.5
Outer Diameter Liquid Pipe (inch)	1/4
Outer Diameter Gas Pipe (inch)	5/8
Max Height Distance (ft)	50
Max Length Distance (ft)	100

① Sound PRESSURE Level @ 3.3 ft. dB(A)

② Capacities based on fixed compressor speed AHRI validation testing

Performance Data

4TXK3809B10N/4MXW3809B10N - Cooling Mode Performance Data

Outdoor Ambient Air Temperature (°F)	Indoor Entering Air Temperature (Dry Bulb/Wet Bulb)							
	68/57°F		73/61°F		80/67°F		82/68°F	
	TC*	SHC**	TC	SHC	TC	SHC	TC	SHC
0	8200	6500	8400	6700	8900	7100	9100	7300
10	9500	7600	9800	7800	10300	8200	10600	8500
20	10500	8400	10800	8600	11400	9100	11700	9400
30	11200	8900	11500	9200	12100	9700	12500	10000
40	11900	9500	12200	9800	12900	10300	13300	10600
50	12500	10000	12800	10300	13500	10800	13900	11100
60	12700	10200	13100	10500	13800	11100	14200	11400
70	12800	10300	13200	10600	13900	11100	14300	11500
80	12700	10200	13100	10500	13800	11100	14200	11400
90	12600	10100	13000	10400	13700	11000	14100	11300
100	12300	9800	12700	10100	13300	10700	13700	11000
110	11800	9500	12200	9800	12800	10300	13200	10600
120	11600	9200	11900	9500	12500	10000	12900	10300
130	10100	8100	10500	8400	11000	8800	11300	9100

*Total Capacity **Sensible Heat Capacity

4TXK3809B10N/4MXW3809B10N - Heating Mode Performance Data

Outdoor Ambient Air Temperature (°F)	Indoor Entering Air Temperature			
	68°F	73°F	80°F	82°F
	TC*	TC	TC	TC
-20	8500	8400	8300	8300
-15	9000	8900	8900	8900
-10	10100	10000	10000	9900
-5	11600	11500	11400	11400
0	11900	11800	11800	11800
5	12200	12100	12000	12000
10	12500	12400	12300	12300
15	12600	12400	12400	12400
20	13600	13500	13400	13400
25	13600	13500	13500	13500
30	13700	13600	13500	13500
35	13800	13700	13600	13600
40	13900	13800	13800	13800
45	14100	14000	14000	14000
50	13800	13700	13600	13600
55	13700	13600	13500	13500
60	13500	13400	13400	13300
65	13300	13200	13200	13100
70	12400	12300	12200	12200
75	12300	12200	12100	12100
80	11700	11600	11500	11500

*Total Capacity

Capacities in these performance tables reflect normal operation at the temperatures indicated. See specification tables above for certified values under prescribed test conditions.

Performance Data

4TXK3812A10N/4MXW3812A10N - Cooling Mode Performance Data

Outdoor Ambient Air Temperature (°F)	Indoor Entering Air Temperature (Dry Bulb/Wet Bulb)							
	68/57°F		73/61°F		80/67°F		82/68°F	
	TC*	SHC**	TC	SHC	TC	SHC	TC	SHC
0	8300	6600	8500	6800	9000	7200	9200	7400
10	9600	7700	9900	7900	10400	8400	10700	8600
20	10600	8500	10900	8700	11500	9200	11800	9500
30	11300	9000	11600	9300	12200	9800	12600	10100
40	12000	9600	12300	9900	13000	10400	13400	10700
50	12600	10100	12900	10300	14700	11000	14000	11300
60	13400	10700	13700	11000	15500	11600	14800	11900
70	14600	11700	15000	12000	16900	12700	15200	12300
80	15300	12300	15800	12600	17600	13300	14800	11800
90	15800	12600	16200	13000	17700	13700	16000	12800
100	15500	12400	15900	12800	16800	13400	17300	13900
110	14800	11800	15200	12200	16000	12800	16500	13200
120	13600	10900	14000	11200	14800	11800	15200	12200
130	12600	10100	13000	10400	13700	10900	14100	11300

*Total Capacity **Sensible Heat Capacity

4TXK3812A10N/4MXW3812A10N - Heating Mode Performance Data

Outdoor Ambient Air Temperature (°F)	Indoor Entering Air Temperature			
	68°F	73°F	80°F	82°F
	TC*	TC	TC	TC
-20	8800	8800	8800	8700
-15	9500	9500	9400	9400
-10	10600	10500	10500	10400
-5	11900	11900	11900	11800
0	12300	12200	12200	12100
5	13100	13100	13100	12900
10	13700	13700	13700	13600
15	14400	14400	14400	14300
20	15000	14900	14900	14800
25	15800	15800	15700	15600
30	16700	16700	16600	16500
35	17500	17400	17400	17200
40	18100	18100	18000	17900
45	18100	18100	18000	17900
50	17600	17500	17500	17400
55	16900	16800	16800	16700
60	15800	15700	15700	15500
65	14600	14600	14500	14400
70	13900	13900	13800	13700
75	12900	12900	12700	12600
80	11600	11600	11500	11400

*Total Capacity

Capacities in these performance tables reflect normal operation at the temperatures indicated. See specification tables above for certified values under prescribed test conditions.

Performance Data

4TXK3818A10N/4MXW3818A10N - Cooling Mode Performance Data

Outdoor Ambient Air Temperature (°F)	Indoor Entering Air Temperature (Dry Bulb/Wet Bulb)							
	68/57°F		73/61°F		80/67°F		82/68°F	
	TC*	SHC**	TC	SHC	TC	SHC	TC	SHC
0	8900	6600	9300	7000	10600	8200	11300	8900
10	11200	8700	11700	9300	13100	10500	13500	10900
20	12400	9700	13400	10600	15100	12000	15500	12500
30	13100	10200	14200	11200	16100	12900	16400	13300
40	13800	10800	14900	11700	16600	13300	17000	13800
50	14900	11600	15800	12500	17200	13700	17700	14300
60	15800	12300	17000	13400	17700	14200	18100	14700
70	16400	12800	17500	13900	18400	14700	19000	15400
80	16800	13100	18000	14200	18900	15100	19400	15700
90	16200	12600	17500	13800	18400	14800	18900	15300
100	15600	12200	17200	13600	18100	14500	18400	14900
110	15200	11900	15500	12300	18000	14400	18100	14700
120	15000	11700	15100	12000	17300	13900	17800	14400
130	14000	10700	14300	11100	16200	12700	16700	13300

*Total Capacity **Sensible Heat Capacity

4TXK3818A10N/4MXW3818A10N - Heating Mode Performance Data

Outdoor Ambient Air Temperature (°F)	Indoor Entering Air Temperature			
	68°F	73°F	80°F	82°F
	TC*	TC	TC	TC
-20	10800	10400	10100	9800
-15	12700	12300	12000	11700
-10	14800	14400	14100	13800
-5	17000	16600	16300	15900
0	18200	17800	17500	17200
5	20200	19800	19300	19000
10	21500	21000	20700	20400
15	23100	22800	22500	22200
20	24200	24000	23600	23300
25	24400	24100	23900	23600
30	24500	24200	24100	23700
35	24700	24400	23500	23100
40	24900	24600	22400	22100
45	24700	24400	24100	23800
50	23900	23600	23400	23100
55	23300	23000	22800	22500
60	22600	22300	22100	21800
65	21500	21300	21000	20700
70	20400	20200	20000	19700
75	19200	19000	18800	18500
80	18300	17700	17400	17200

*Total Capacity

Capacities in these performance tables reflect normal operation at the temperatures indicated. See specification tables above for certified values under prescribed test conditions.

Performance Data

4TXK3824A10N/4MXW3824A10N - Cooling Mode Performance Data

Outdoor Ambient Air Temperature (°F)	Indoor Entering Air Temperature (Dry Bulb/Wet Bulb)							
	68/57°F		73/61°F		80/67°F		82/68°F	
	TC*	SHC**	TC	SHC	TC	SHC	TC	SHC
0	13500	10600	14200	11100	15900	12500	15700	12300
10	14200	11200	15000	11800	17100	13400	17800	13900
20	15100	11800	16000	12600	18400	14400	19100	15000
30	17900	14100	19200	15000	21200	16600	22900	18000
40	20800	16300	22200	17400	23700	18600	25500	20000
50	20900	16400	22200	17400	23800	18600	25400	19900
60	20300	15900	21600	17000	23500	18400	25000	19600
70	19700	15500	21000	16500	23000	18000	24700	19400
80	19100	15000	20400	16000	22400	17600	24200	19000
90	18700	14700	20000	15700	21900	17200	24000	18800
100	18200	14300	19500	15300	21500	16800	23400	18300
110	16900	13200	18100	14200	20200	15800	21800	17100
120	15200	11900	16400	12800	18300	14400	19800	15500
130	13600	10700	14500	11400	16300	12800	16800	13200

*Total Capacity **Sensible Heat Capacity

4TXK3824A10N/4MXW3824A10N - Heating Mode Performance Data

Outdoor Ambient Air Temperature (°F)	Indoor Entering Air Temperature			
	68°F	73°F	80°F	82°F
	TC*	TC	TC	TC
-20	15200	15000	14700	14300
-15	17700	17400	17100	16700
-10	20300	19900	19600	19100
-5	22800	22500	22100	21600
0	24000	23600	23200	22600
5	24200	23800	23300	22800
10	24700	24300	23900	23300
15	25100	24700	24200	23700
20	25700	25300	24800	24300
25	25900	25500	25100	24600
30	26100	25700	25300	24800
35	26500	26200	25800	25400
40	27300	27000	26600	26100
45	28600	28200	27700	27200
50	29400	28900	28300	27700
55	29800	29300	28700	28000
60	30400	29800	29200	28500
65	31000	30400	29800	29100
70	31500	30900	30300	29600
75	31900	31400	30700	30000
80	32700	32100	31400	30700

*Total Capacity

Capacities in these performance tables reflect normal operation at the temperatures indicated. See specification tables above for certified values under prescribed test conditions.

Mechanical Specifications

Single Zone Outdoor Unit

General

This unit is fully charged from the factory for 25 feet of piping. This unit is designed to operate at outdoor ambient temperatures as high as 129°F. Cooling capacities with the mini-split air handler shown in the catalog are AHRI certified. The unit is ETL listed for outdoor application.

Unit Casing

The unit casing is constructed of heavy gauge, galvanized steel and painted with a weather-resistant powder paint.

Refrigerant Controls

Refrigeration system controls include condenser fan and compressor relay. High and low pressure controls are inherent to the compressor. A suction line multi function service valve is standard

Compressor

The compressor features internal over temperature and pressure protection; total dipped hermetic motor windings. Other features include: centrifugal oil pump and low vibration and noise.

Condenser Coil

The coil shall consist of aluminum finned coils brazed to copper tubing. The coil provides air flow resistance and efficient heat transfer. The coil is protected by the casing.

Low Ambient Cooling

Matched 38 Series Trane ductless products, have a cooling capability to 0° F and heating capability to -22° F.

Single Zone Indoor High Wall

General

The High Wall mounted type air handler shall be completely factory assembled including coil, condensate drain pan, fan motor, washable filter, air purifying filter and electric controls to be used with a wireless remote controller. Unit shall be shipped with a unit mounting plate. Unit shall be matched with an American Standard outdoor unit, rated and tested in accordance with AHRI standard. Unit shall be ETL listed.

Unit Casing

Casing shall be provided with knockouts on the right, and left of the unit to facilitate piping and electrical connection on either side of the unit. An electrical service cover shall be provided to permit easy access to the electrical terminal strip.

Discharge Airflow and Distribution System

Unit shall have auto swing, dual horizontal blades to optimize the aperture outlet for vertical airflow and air distribution. Blade shall close automatically when the air conditioner is turned off to minimize dust entering the unit. Five-Step preset program on the remote controller shall be available to control the blade angle.

Manually adjusted wide-angle louvers shall be provided to adjust the coverage and direction of airflow.

Controls

Units shall have the capability to be controlled remotely.

Remote Controller

The unit shall have a wireless infrared remote controller with an easily readable digital display panel to start, stop and regulate the air conditioner from a distance.

The wireless controller is available for all units. **(Sold separately)**

Healthy Filters

The unit shall have one combined active carbon and catechin filter with the unit. The filter needs to be cleaned at least once a year.



Trane - by Trane Technologies (NYSE: TT), a global climate innovator - creates comfortable, energy efficient indoor environments for commercial and residential applications. For more information, please visit trane.com or tranetechnologies.com.



The AHRI Certified mark indicates Trane U.S. Inc. participation in the AHRI Certification program. For verification of individual certified products, go to ahridirectory.org.

Trane has a policy of continuous data improvement and it reserves the right to change design and specifications without notice. We are committed to using environmentally conscious print practices.